

## Chapter 6

# WELFARE ANALYSIS

*Principles of Economics in Context* (Goodwin, et al.), 2<sup>nd</sup> Edition

### Chapter Overview

This chapter presents welfare analysis, including the topics of consumer and producer surplus. This chapter also includes a close examination of different ways of understanding efficiency. Consideration of what is efficient—and for whom—is followed by a first look at policy conclusions that have been drawn from this approach and at the requirements for “perfect markets” that underlie traditional welfare analysis.

### Objectives

After reading and reviewing this chapter, you should be able to:

1. Understand how economists define and quantify social welfare.
2. Define consumer surplus, and be able to understand it in relation to a demand curve.
3. Define producer surplus, and be able to understand it in relation to a supply curve.
4. Explain why a market at equilibrium maximizes the net social welfare to market participants.
5. Discuss why a price floor or a price ceiling creates a deadweight loss.
6. Discuss the policy implications of welfare analysis, including the basis for laissez-faire economics and the problem of market failure.

### Key Term Review

welfare economics  
third-party effects  
consumer surplus  
marginal benefit (for consumers)  
net benefits  
market consumer surplus  
marginal cost  
social efficiency (in welfare economics)  
deadweight loss  
laissez-faire

social welfare  
maximum willingness to pay (WTP)  
marginal change  
marginal benefits curve  
aggregate (or market) benefits  
producer surplus  
market producer surplus  
price ceiling  
price floor  
market failure

## Active Review Questions

*Fill in the blank*

1. The difference between a consumer's maximum willingness to pay for something and price is known as \_\_\_\_\_.
2. Another name for a demand curve is \_\_\_\_\_.
3. Producer surplus is essentially the same thing as \_\_\_\_\_.
4. The area above the supply curve but below price is known as \_\_\_\_\_.
5. An allocation of resources that maximizes the net benefits to society is known as \_\_\_\_\_.
6. A minimum price set above the market equilibrium price is known as \_\_\_\_\_.
7. A reduction in net benefits as a result of a market intervention is known as \_\_\_\_\_.
8. A minimum wage law is an example of \_\_\_\_\_.
9. The perspective that government regulation in markets should be kept to a minimum is known as \_\_\_\_\_.
10. Situations in which unregulated markets fail to maximize social welfare are known as \_\_\_\_\_.

*True or False*

11. Suppose Solange is willing to pay \$50 for a particular pair of shoes. The price of the shoes is \$30. She would obtain a consumer surplus of \$20 if she purchases the shoes.
12. Consumer surplus is the area above a demand curve but below price.
13. Another name for a demand curve is a marginal cost curve.
14. The producer surplus for a particular unit is equal to the vertical distance between price and the supply curve.
15. Social efficiency is an allocation of resources in which consumer and producer surplus are equal.

16. Under certain assumptions, the market equilibrium is socially efficient.
17. Rent control is an example of a price ceiling.
18. A deadweight loss results when resources are allocated in an unequal manner.
19. Laissez-faire economics means that resources should be allocated in an equal manner.
20. Market failure occurs when unregulated markets fail to maximize net social benefits.

*Short Answer*

21. What area in a market graph is equal to market consumer surplus?

---

---

22. What is social efficiency?

---

---

23. What is a deadweight loss?

---

---

24. What is a price ceiling?

---

---

**Problems**

1. In Figure 5.11 the price floor appears to increase producer surplus. Draw a graph illustrating a price floor that clearly decreases producer surplus. Be sure to indicate which areas represent producer surplus before and after the price floor.

2. Illustrate in a graph how a price ceiling creates a deadweight loss.

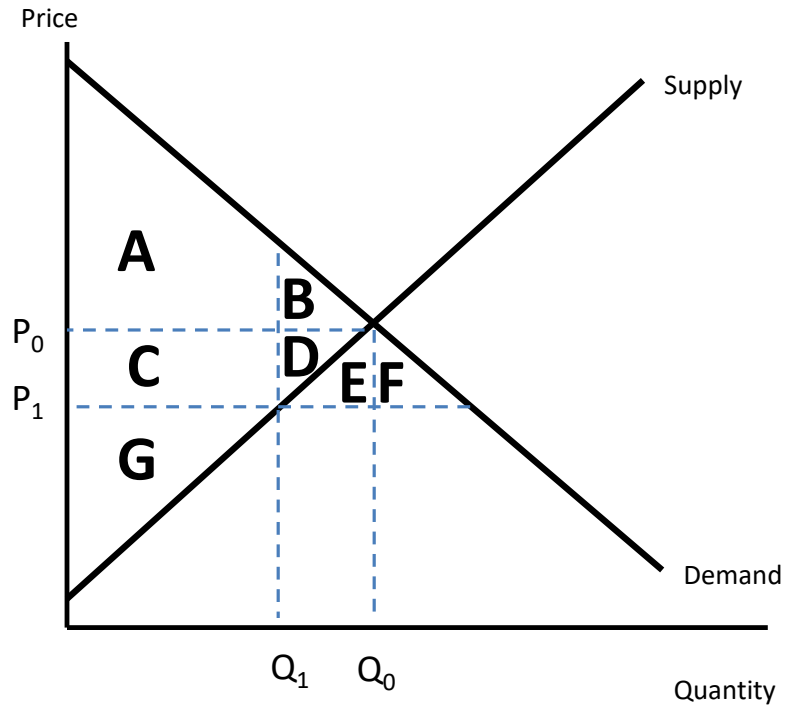
### Self Test

1. Social welfare is defined as ...
  - a. the aggregate well-being of society.
  - b. consumer surplus minus producer surplus.
  - c. producer surplus minus consumer surplus.
  - d. total net benefits.
  - e. total benefits minus deadweight loss.
2. The difference between maximum willingness to pay and price is known as ...
  - a. producer surplus.
  - b. total benefits.
  - c. consumer surplus.
  - d. deadweight loss.
  - e. market failure.
3. Consumer surplus for a particular unit sold is equal to ...
  - a. the vertical distance between price and the demand curve.
  - b. the vertical distance between the demand curve and the supply curve.
  - c. the vertical distance between price and the supply curve.
  - d. the vertical distance between the demand curve and the x-axis.
  - e. the vertical distance between the supply curve and the x-axis.

4. What is another name for a demand curve?
  - a. A marginal benefits curve
  - b. A total benefits curve
  - c. A marginal cost curve
  - d. An aggregate benefits curve
  - e. A total cost curve
  
5. Market producer surplus is equal to what area?
  - a. The area below the demand curve but above price
  - b. The area between the demand and supply curves
  - c. The area below the demand curve but above the x-axis
  - d. The area above the supply curve but below price
  - e. The area below the supply curve but above the x-axis
  
6. Market net benefits are equal to what area?
  - a. The area below the demand curve but above price
  - b. The area between the demand and supply curves
  - c. The area below the demand curve but above the x-axis
  - d. The area above the supply curve but below price
  - e. The area below the supply curve but above the x-axis
  
7. What is another name for profits?
  - a. Deadweight loss
  - b. Market failure
  - c. Consumer surplus
  - d. Producer surplus
  - e. Aggregate benefits
  
8. Social efficiency is defined as an allocation of resources that ...
  - a. maximizes consumer surplus.
  - b. maximizes producer surplus.
  - c. maximizes social well-being.
  - d. maximizes social welfare.
  - e. maximizes market failure.

9. A price ceiling is defined as ...
- a price set to maximize producer surplus.
  - a price set to maximize consumer surplus.
  - a regulation that specifies a maximum price.
  - a regulation that specifies a minimum price.
  - a regulation that sets the quantity sold.
10. A price floor will ...
- clearly increase both consumer and producer surplus.
  - clearly decrease both consumer and producer surplus.
  - clearly increase consumer surplus but have an ambiguous effect on producer surplus.
  - clearly decrease consumer surplus but have an ambiguous effect on producer surplus.
  - clearly increase producer surplus but have an ambiguous effect on consumer surplus.
11. Laissez-faire economics states that ...
- government regulation should be kept to a minimum.
  - government regulation should promote equity.
  - government regulation can eliminate market failure.
  - government regulation should be limited to taxation.
  - government regulation can maximize social welfare.
12. A deadweight loss is defined as ...
- a reduction in social welfare due to equity considerations.
  - a reduction in social well-being due to equity considerations.
  - a reduction in social welfare due to laissez-faire policies.
  - a reduction in social welfare due to market failure.
  - a reduction in social welfare due to market interventions.
13. The policy implication of market failure is that ...
- government intervention is not warranted.
  - government intervention should be undertaken to increase equity.
  - government intervention may be necessary to increase well-being.
  - government intervention is warranted only to protect property rights.
  - government intervention may be necessary to increase social welfare.

For Questions 14-17, refer to the graph below.



14. In the graph above, setting a maximum price of  $P_1$  is an example of ...
- laissez-faire economics.
  - a price floor.
  - a price ceiling.
  - a market failure.
  - an inequitable policy.
15. In the graph above, if the maximum price is set at  $P_1$ , what area(s) represent consumer surplus after the implementation of this policy?
- Area A
  - Areas A+B
  - Areas A+C
  - Areas A+B+C
  - Areas A+B+C+D

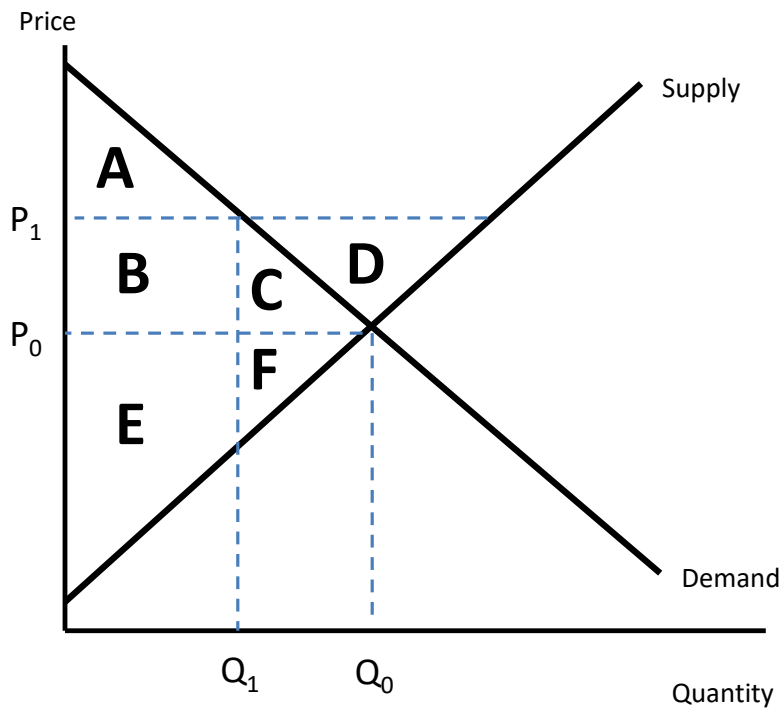
16. In the graph above, if the maximum price is set at  $P_1$ , what area(s) represent the deadweight loss as a result of this policy?

- a. Areas A+C+G
- b. Area B
- c. Areas E+F
- d. Areas C+D
- e. Areas B+D

17. In the graph above, if the maximum price is set at  $P_1$ , what area(s) represent the producer surplus after the implementation of this policy?

- a. Areas C+D+G
- b. Area G
- c. Areas G+D
- d. Area C
- e. Area D

**For Questions 18-20, refer to the graph below.**





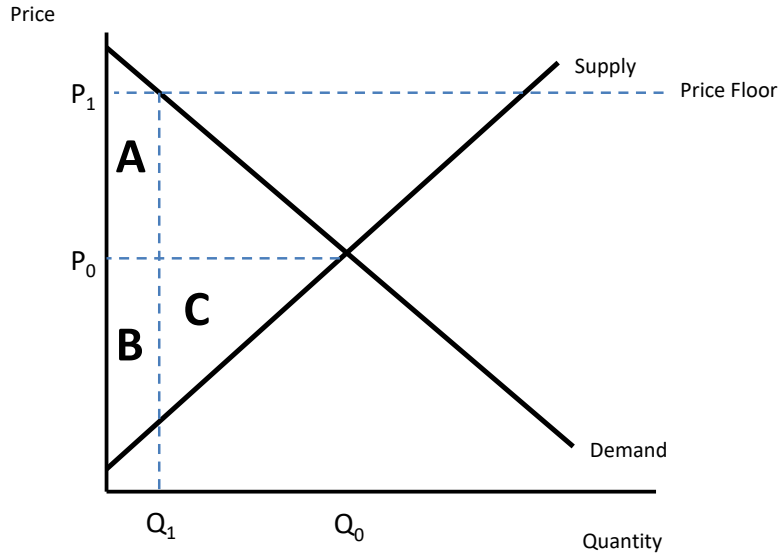
18. In the graph above, if the minimum price is set at  $P_1$ , what area(s) represent the producer surplus after the implementation of this policy?
- Areas B+C+E+F
  - Areas B+E
  - Areas E+F
  - Area E
  - Area B
19. In the graph above, if the minimum price is set at  $P_1$ , what will limit the quantity of the good that is sold?
- Demand
  - Supply
  - A government quota
  - Consumer surplus
  - Producer surplus
20. In the graph above, if the minimum price is set at  $P_1$ , what area(s) represent the consumer surplus after the implementation of this policy?
- Area A
  - Areas A+B
  - Areas A+C
  - Areas A+B+C
  - Area B

## Answers to Active Review Questions

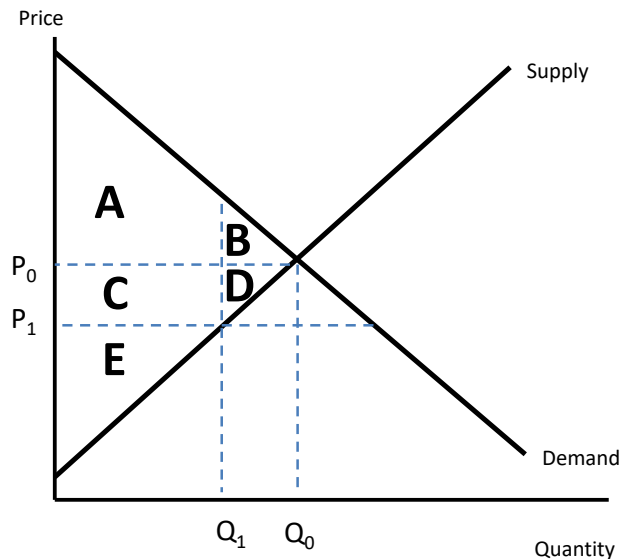
1. consumer surplus
2. a marginal benefits curve
3. profits
4. producer surplus
5. social efficiency
6. a price floor
7. a deadweight loss
8. a price floor
9. laissez-faire economics
10. market failure
11. True
12. False. Consumer surplus is the area below a demand curve but above price.
13. False. Another name for a demand curve is a marginal benefit curve.
14. True
15. False. Social efficiency is an allocation of resources that maximizes net benefits.
16. True
17. True
18. False. A deadweight loss is created when a market intervention reduces net benefits.
19. False. Laissez-faire economics means that government intervention in markets should be kept to a minimum.
20. True
21. The area above price but below the demand curve.
22. Social efficiency is the maximization of net social benefits.
23. A deadweight loss is a reduction in net social benefits as a result of a market intervention, such as a price floor or a price ceiling.
24. A price ceiling is a maximum price set below the market equilibrium.

## Answers to Problems

1. If a price floor is set very high, it will clearly decrease producer surplus. This is illustrated in the graph. Before the price floor, producer surplus is areas (B+C). After the price floor, producer surplus is areas (A+B). Area A is clearly smaller than area C. Thus producer surplus has decreased.



2. The initial price in the graph below is  $P_0$ . Consumer surplus is areas (A+B). Producer surplus is areas (C+D+E). So total market benefits are (A+B+C+D+E). The price ceiling is set at  $P_1$ . Consumer surplus is now areas (A+C). Producer surplus is now area E. Total market benefits are now (A+C+E). Thus the reduction in social welfare is equal to areas (B+D), which is the deadweight loss.



## Answers to Self Test Questions

1. d
2. c
3. a
4. a
5. d
6. b
7. d
8. d
9. c
10. d
11. a
12. e
13. e
14. c
15. c
16. e
17. b
18. b
19. a
20. a