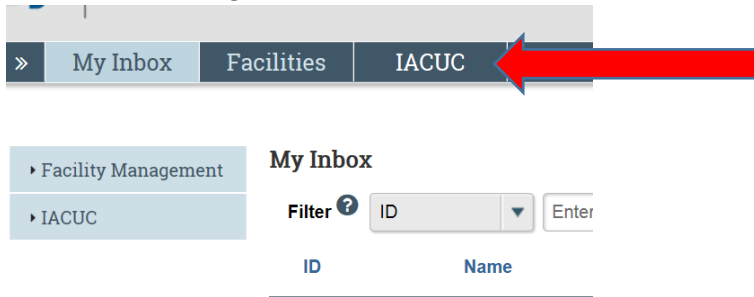
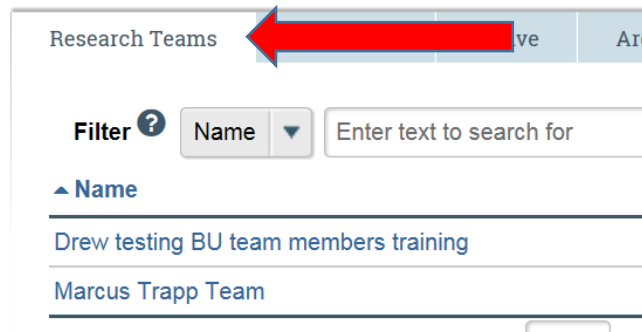


Customizing a Standard Procedure for use as a Team Procedure

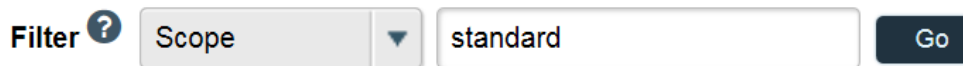
1. Log into Huron Research Suite (<https://iacuc.bu.edu>)
2. Click on the IACUC navigation tile:



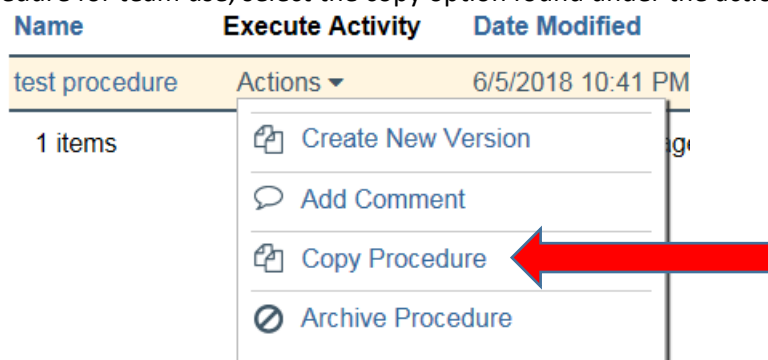
3. Select the Research team tab to display all research teams to which you are a member. Clicking on the name of the desired team will select that team workspace.



4. All current selectable procedures are listed on the 'Procedures' tab of the Research Team workspace.
5. The IACUC has provided several standard procedures that research teams can utilize. These can be viewed by filtering the scope of the procedure with the keyword 'Standard'.



6. Investigators are encouraged to review the standard procedures available, and utilize them as written, or revise them as needed to better suit the research teams need. To revise a standard procedure for team use, select the copy option found under the actions column:



Please note- once the standard procedure is revised, the revised version will become a team procedure.

This can also be used to facilitate completion of similar procedures that may only vary in the species used, or the survival status.